

HUAWEI E5573 User Guide

E5573



Data Rate: LTE (4G) Category 4

4G Bands: 700/1800/2100/2300/2600MHz

3G Bands: 850/900/2100MHz

2G Bands: 50/900/1800/1900MHz

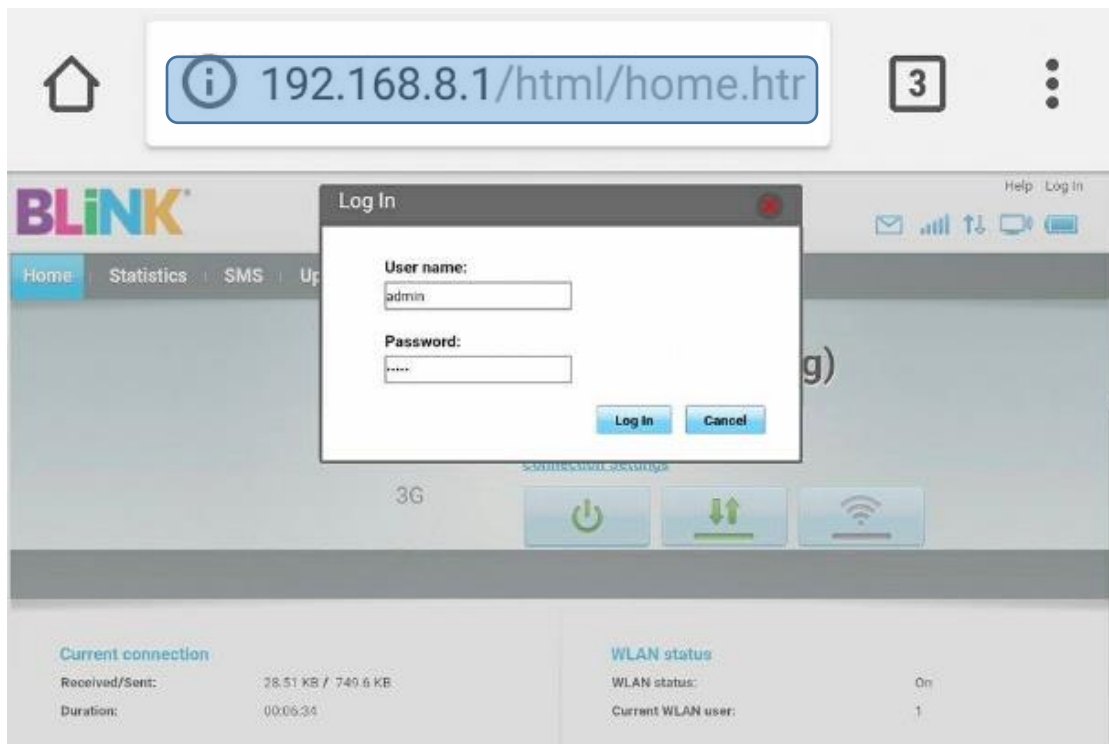
Wi-Fi: 2.4GHz/5GHz, 802.11a/b/g/n

External Interface: Micro USB 2.0 interface (Windows/MAC compatible)

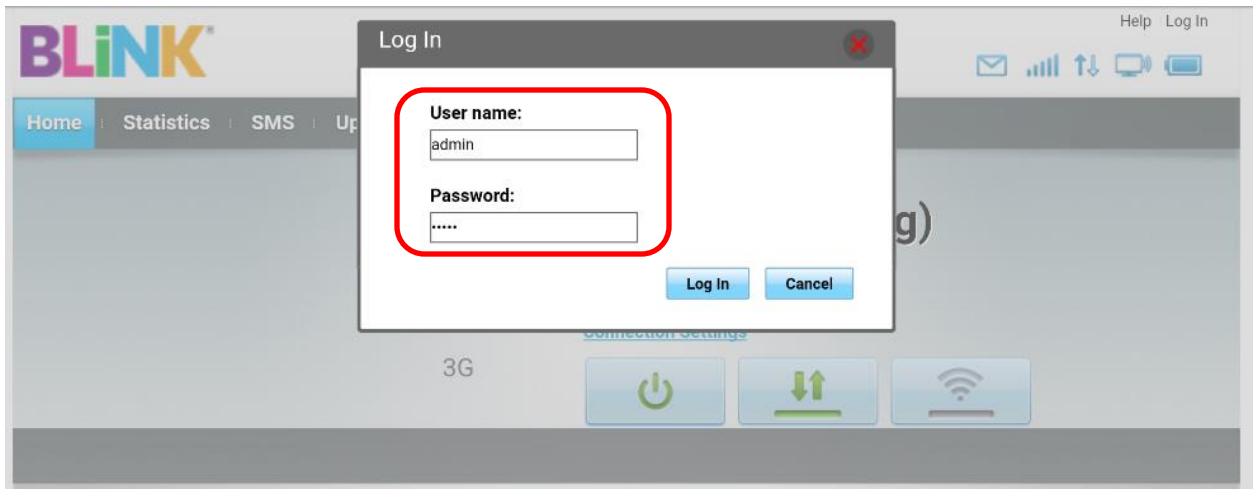
Battery: 1500mAH

APN Configuration:

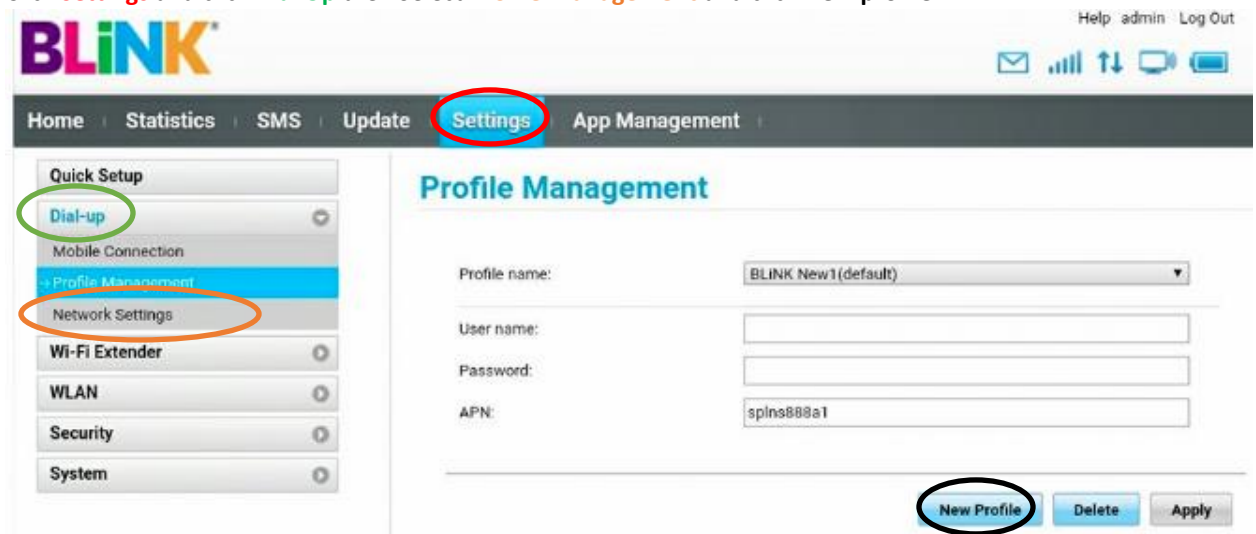
1. Connect the modem to a WiFi compatible device (laptop, tablet, smart phone)
2. Open up a browser (Internet Explorer, Google Chrome, Firefox, etc) and enter <http://192.168.8.1>



3. Enter the **username** and **password** to log into the **web management page**
 - Username: **admin**
 - Password: **admin**



4. Click **Settings** and click **Dial Up** then Select **Profile Management** and click **New profile**



5. Set the following **configuration** and click **SAVE**
- Profile Name: **Blink**
 - Authentication: **CHAP**
 - APN: **spIns888a1**

